REV.	DESCRIPTION	DATE	DRAWN	APPROVED
A1	DWG.REL	2016/10/7	FANG	YANG

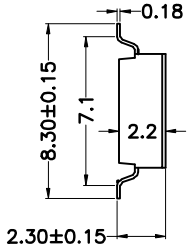

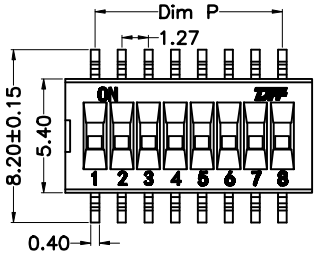

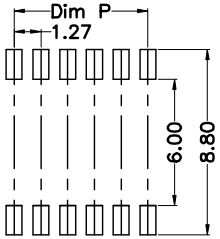

P. C. B. LAYOUT

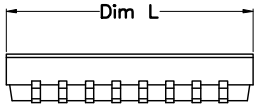

SCHEMATIC(TYP.)

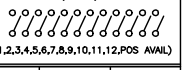

(1,2,3,4,5,6,7,8,9,10,11,12,POS AVAIL)

Poles	Dim P	Dim L
2P	1.27	4.09
3P	2.54	5.36
4P	3.81	6.62
5P	5.08	7.90
6P	6.35	9.18
7P	7.62	10.45
8P	8.89	11.72
9P	10.16	13.00
10P	11.43	14.27
11P	12.70	15.54
12P	13.97	16.81

Specifications

- Contact Rating — Switching.....25mA, 24VDC; Non-Switching.....100mA, 50VDC
- Contact Resistance — Initial.....50mΩ/Max; After Reliability Test...100mΩ/Max
- Insulation Resistance .....100MΩ/Min. at 500 VDC
- Dielectric Strength 500VAC/1minute
- Operating Force .....500g /max
- Travel 0.6mm
- Mechanical Life .....5,000 cycles (Min.)
- Electrical Life 2,000 cycles/25mA, 24VDC
- Operating Temperature .....-20℃~+70℃
- Storage Temperature .....-40℃~+85℃

Materials

- Cover .....Thermoplastic UL 94V-0 rate, Black
- Base .....Thermoplastic UL 94V-0 rate, Black
- Actuator .....Thermoplastic UL 94V-0 rate, White
- Terminal Contact .....Phosphor bronze , Gold- Plated

Soldering Information

Keep all switch contacts in their "off" position for all operations .

- Hand Soldering
  Soldering iron 30W or under at 320° C for 3 sec. max.
- Reflow Soldering
  Reflow zone 240° C for 20 seconds. (attached drawing for reference)
- Wave Soldering
  Rencommended Solder Temperature at 260° C max.
  5 seconds for IC type.

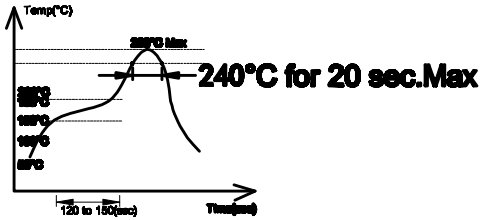

HOW TO ORDER

KF1028-□ □ P-□ □ □ -□ □ □

- KF1028 → MODEL
- □ □ → No.of poles: 2~12P
- □ □ □ → 00=No Sealed,Tube; TR=Tape Sealed,Tape&Reel
- □ □ □ → Customer Request

Explain:

1, general tolerance: 10mm or more − + 0.2mm.
Less than 10mm − + 0.1mm.

2, material and performance see accessories.

GENERAL TOLERANCE		ANGLE TOLERANCE	
X.	±0.5	X°.	±5°
.X	±0.3	.X°	±3°
.XX	±0.1	.XX°	±1°

DRAWING TYPE	CUSTOMER		
SCALE	1:1	SHEET	1 OF 1
DRAWING NO.	XP0012016-xxxx		

PROJECTION		TITLE	KF1028-XXP-XXX-DFT
UNITS	mm		
SHEET SIZE	A4	SERIES	KF1028

DFF® 慈溪市凯峰电子有限公司
KAIFENG ELECTRONIC CIXI KAIFENG ELECTRONIC CO.LTD